

# Australian Vietnamese Women's Association Inc (22594)

## 2023 RTO Performance Summary Report

This report details the **2023** results of the *Student Satisfaction Survey* and from the *Employer Satisfaction Survey*, as well as results from previous years of the surveys (where available). The below overview presents the key Performance Measures across **Student experience**, **Student outcomes**, and **Employer feedback**.

### *Student Satisfaction Survey*












- In 2023, over 70,000 Victorian students across 276 Registered Training Organisations (RTOs) participated in the survey. The state-level response rate for Victoria was 44.0%.
- In 2023, around 41,400 respondents had completed their training (completers) and around 29,600 left training without completing (early leavers).
- A total of 34 students from Australian Vietnamese Women's Association Inc (22594) participated in the 2023 Student Satisfaction Survey. This is a response rate of 27.6%.
- In 2023, 29 respondents were completers and 5 were early leavers.

### *Employer Satisfaction Survey*

- In 2023, almost 9,500 employers of apprentice(s) and trainee(s), took part in the survey. The state-level response rate for Victoria was 38.0%.
- A total of 0 employers of apprentice(s) and/or trainee(s) who either completed their training or were still in training at Australian Vietnamese Women's Association Inc (22594) participated in the 2023 Employer Satisfaction Survey. This is a response rate of 0.0%.

## Performance measures

This table provides an overview of the 11 performance measures and is followed by a detailed analysis of these results.

	Australian Vietnamese Women's Association Inc			2023 average
	2023	2022	Trend	Victoria
<b>Student experience</b>				
Proportion of VET students who were satisfied with training	90.0% ▼	93.0%		78.4%
Proportion of VET students who reported a positive perception of teaching	96.4% ▲	85.1%		73.1%
Proportion of VET students who reported a positive perception of the assessment process	89.3% ▼	97.6%		71.6%
Proportion of VET students who were satisfied with generic skills and learning experiences	65.4%	%		53.7%
<b>Student outcomes</b>				
Proportion of VET students who achieved their main reason for training	90.9% ▼	91.5%		77.0%
Proportion of VET students with an improved employment status after training	52.4% ▼	62.5%		58.1%
Proportion of VET students who went on to further study at a higher level than their completed training	40.0% ▲	26.7%		14.6%
Proportion of VET students who would recommend Australian Vietnamese Women's Association Inc	100.0% ▲	95.1%		76.8%
<b>Employer feedback</b>				
Proportion of employers who were satisfied with training provided by Australian Vietnamese Women's Association Inc	%	%		77.3%
Proportion of employers who would recommend Australian Vietnamese Women's Association Inc	%	%		73.2%
Proportion of employers who reported improvement in the technical/job specific skills of their apprentices and trainees	%	%		78.4%

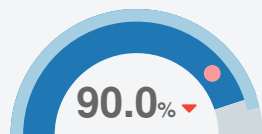
▲ Higher than previous year ▼ Lower than previous year

# Student experience summary

## Legend

Australian Vietnamese Women's Association Inc   ■ 2023   ■ 2022   ● 2023 Victorian average   ▲ Higher than previous year   ▼ Lower than previous year

Proportion of VET students who were **satisfied with training** provided by Australian Vietnamese Women's Association Inc

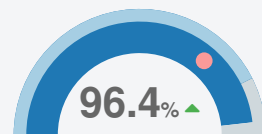


2023 n = 30

This measure is based on the proportion of students who reported that they were "Very satisfied" or "Satisfied" with training provided by the RTO, exclusive of missing items and 'not applicable' responses.

	2021	2022	2023
<a href="#">Overall, how satisfied were you with your training at your training organisation?</a>	95.0	93.0 ▼	90.0 ▼

Proportion of VET students who reported a **positive perception of teaching**

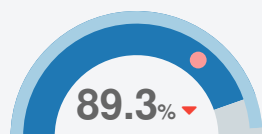


2023 n = 28

This measure is based on the proportion of students who reported that they were "Very satisfied" or "Satisfied" with **all** three components of the question, exclusive of missing items and "Not applicable" responses.

	2021	2022	2023
<a href="#">Clearly taught the subject</a>	90.5	89.4 ▼	100.0 ▲
<a href="#">Understood your learning needs</a>	90.5	91.3 ▲	96.4 ▲
<a href="#">Had current industry experience</a>	77.8	93.0 ▲	100.0 ▲

Proportion of VET students who reported a **positive perception of the assessment process**

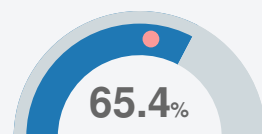


2023 n = 28

This measure is based on the proportion of students who reported that they were "Very satisfied" or "Satisfied" with **all** three components of the question, exclusive of missing items and "Not applicable" responses.

	2021	2022	2023
<a href="#">Clearly outlined to you</a>	90.0	97.6 ▲	96.4 ▼
<a href="#">Appropriate for your studies</a>	90.0	97.6 ▲	92.9 ▼
<a href="#">Carried out as outlined to you</a>	90.0	97.6 ▲	92.3 ▼

Proportion of VET students who were satisfied with **generic skills and learning experiences** in 2023



2023 n = 26

This measure is based on the proportion of students who reported that they were "Very satisfied" or "Satisfied" with **all** five components of the question, exclusive of missing items and "Not applicable" responses.

The methodology used to construct this measure was changed in 2023. Consequently, results for prior years are not comparable and have not been included in the 2023 release of VETStat.

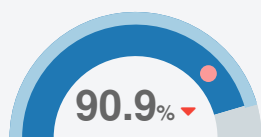
	2021	2022	2023
<a href="#">Problem solving skills</a>	90.0	92.9 ▲	96.2 ▲
<a href="#">Team working skills</a>	100.0	95.1 ▼	100.0 ▲
<a href="#">Communication skills</a>	-	-	92.3
<a href="#">Planning and organisation skills</a>	-	-	91.7
<a href="#">Digital skills (e.g. using information from computers and digital devices)</a>	-	-	66.7

# Student outcomes summary

## Legend

Australian Vietnamese Women's Association Inc   ■ 2023   ■ 2022   ● 2023 Victorian average   ▲ Higher than previous year   ▼ Lower than previous year

Proportion of VET students who **achieved their main reason for training**

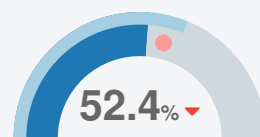


2023 n = 33

This measure is based on the proportion of students who reported they “Strongly Agree” or “Agree” that they achieved their main reason for undertaking training.

	2021	2022	2023
<a href="#">You achieved your main reason for doing the course</a>	95.8	91.5 ▼	90.9 ▼

Proportion of VET students with an **improved employment status after training**

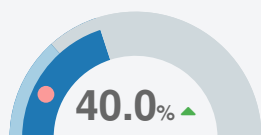


2023 n = 21

This measure is based on student responses to several questions. Students had an “improved employment status after training” if they were employed before training and afterwards had greater responsibility, a promotion, started a new role, earned more, worked more hours, gained extra skills, completed an apprenticeship/traineeship or set up a business. For those who were unemployed, they had “improved employment status” if they got a job or set up a business.

	2021	2022	2023
Proportion of VET students with an improved employment status after training	37.5	62.5 ▲	52.4 ▼

Proportion of VET students who went on to **further study at a higher level** than their completed training



2023 n = 20

Students who commenced another course or further study were asked about the level of the new course. This measure is based on the proportion of students who reported that they were going onto further study at a higher level than the course recorded in their administrative data.

	2021	2022	2023
Proportion of VET students who went on to further study at a higher level than their completed training	26.7	26.7	40.0 ▲

Proportion of VET students who would **recommend** Australian Vietnamese Women's Association Inc



2023 n = 25






This measure is based on the proportion of students who reported that they were “Very likely” or “Likely” to recommend the RTO to other students.

	2021	2022	2023
<a href="#">How likely would you be to recommend the training organisation to other students?</a>	90.0	95.1 ▲	100.0 ▲

# Employer feedback summary

Results from the *Employer Satisfaction Survey* will only be shown where there are five or more employers of apprentices or trainees who responded to the survey.

### Legend

Australian Vietnamese Women's Association Inc    2023    2022    2023 Victorian average    Higher than previous year    Lower than previous year

Proportion of employers who were **satisfied with training** provided by Australian Vietnamese Women's Association Inc

Not available in 2023

Proportion of employers who would **recommend** Australian Vietnamese Women's Association Inc

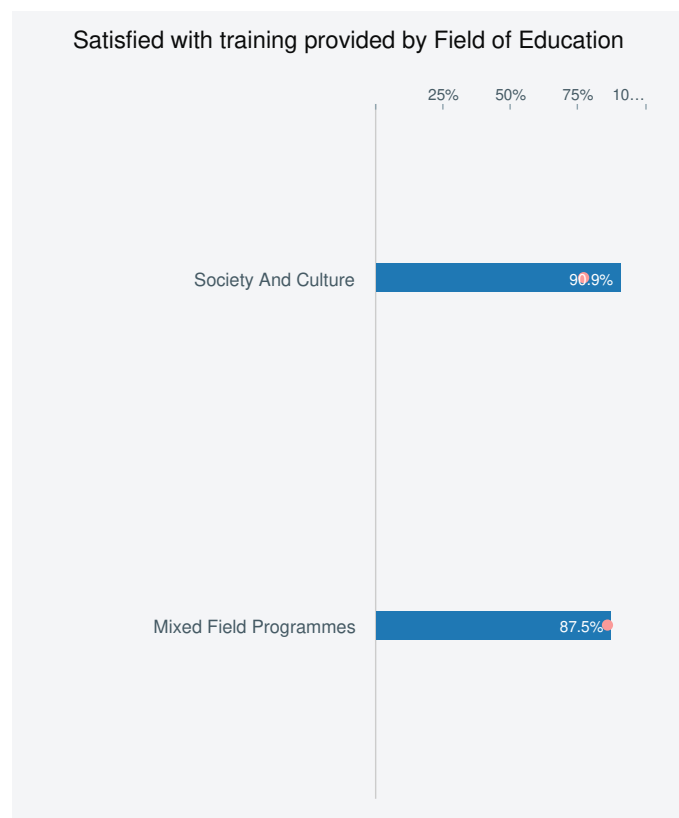
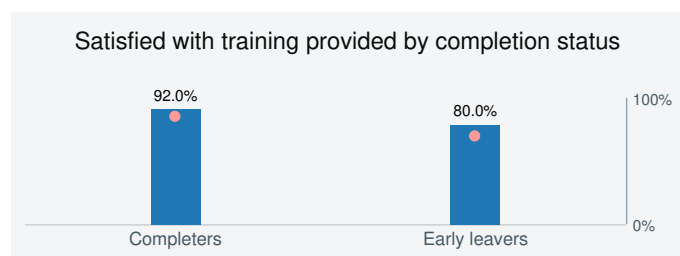
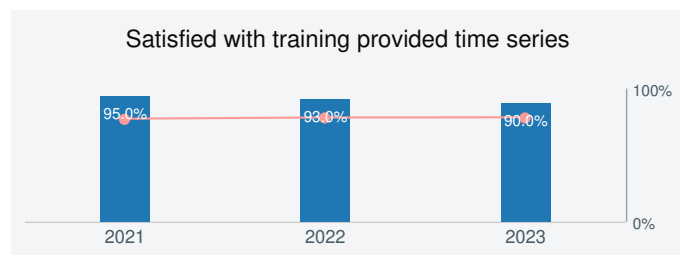
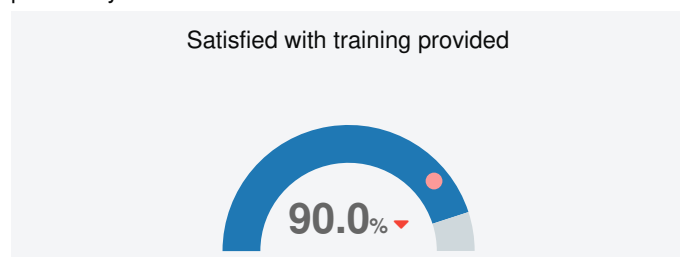
Not available in 2023

Proportion of employers who reported improvement in the **technical/job specific skills** of their apprentices and trainees  
Not available in 2023

# Student experience

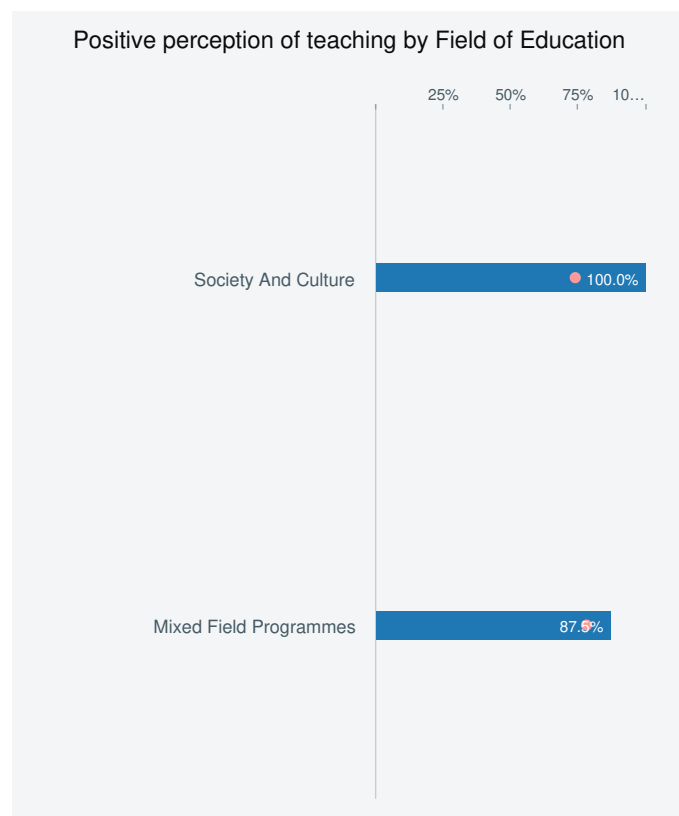
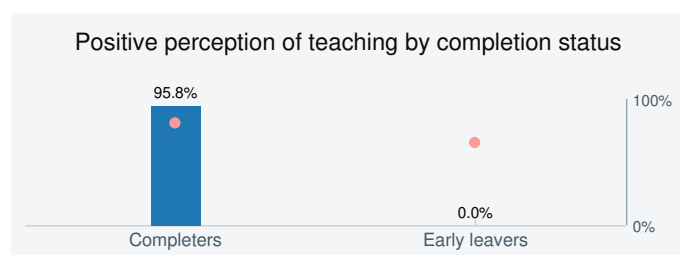
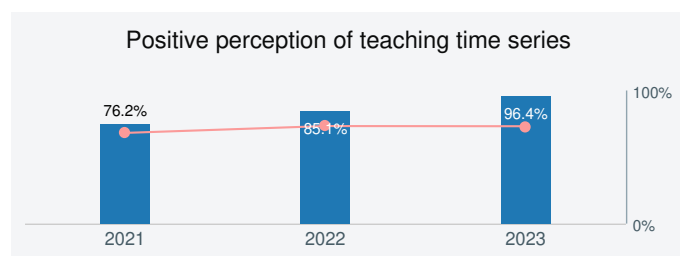
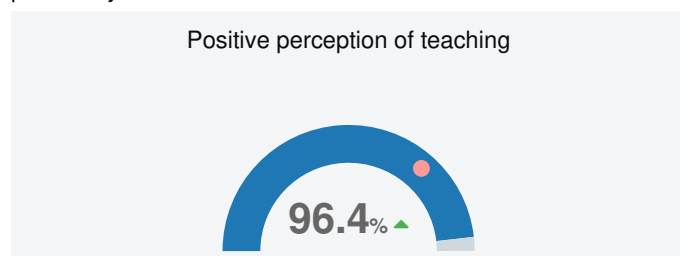
## Proportion of VET students who were satisfied with training

Australian Vietnamese Women's Association Inc ■ 2023 ● 2023 Victorian average ▲ Higher than previous year ▼ Lower than previous year



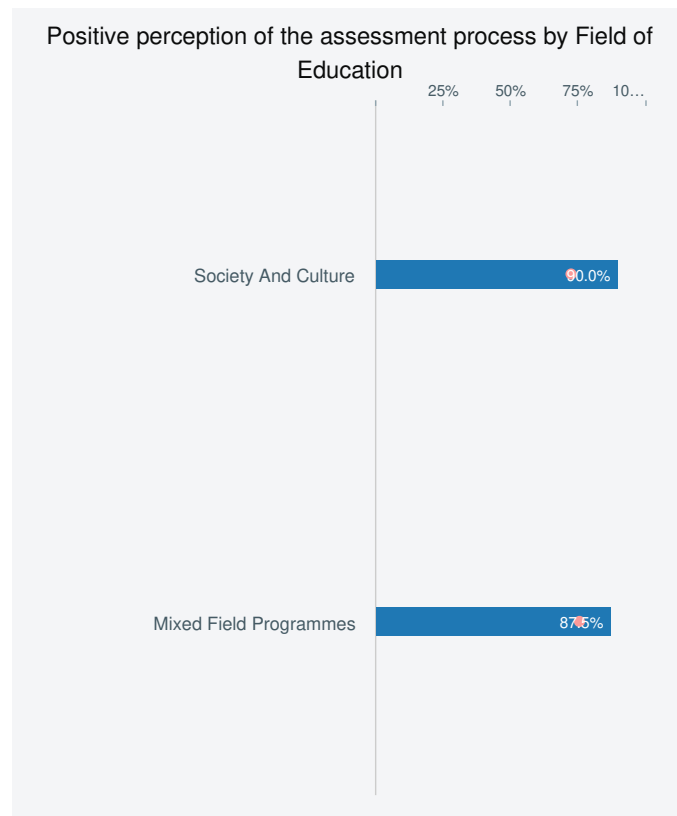
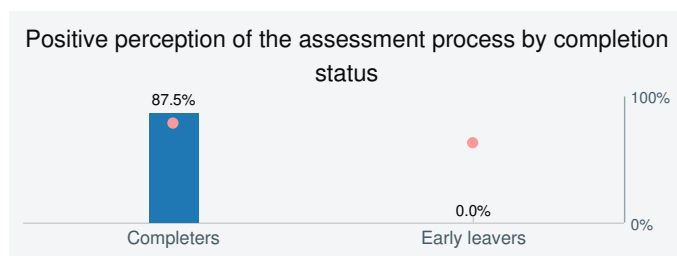
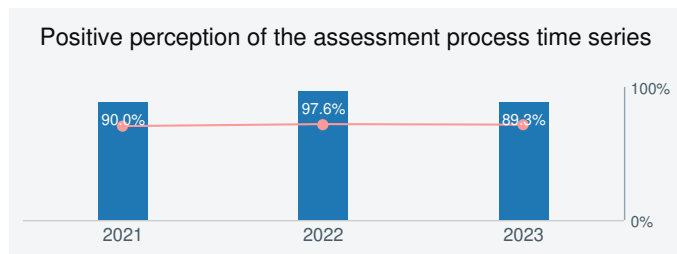
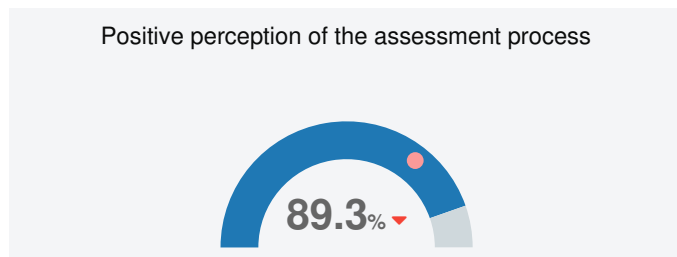
## Proportion of VET students who reported a positive perception of teaching

Australian Vietnamese Women's Association Inc ■ 2023 ● 2023 Victorian average ▲ Higher than previous year ▼ Lower than previous year



## Proportion of VET students who reported a positive perception of the assessment process

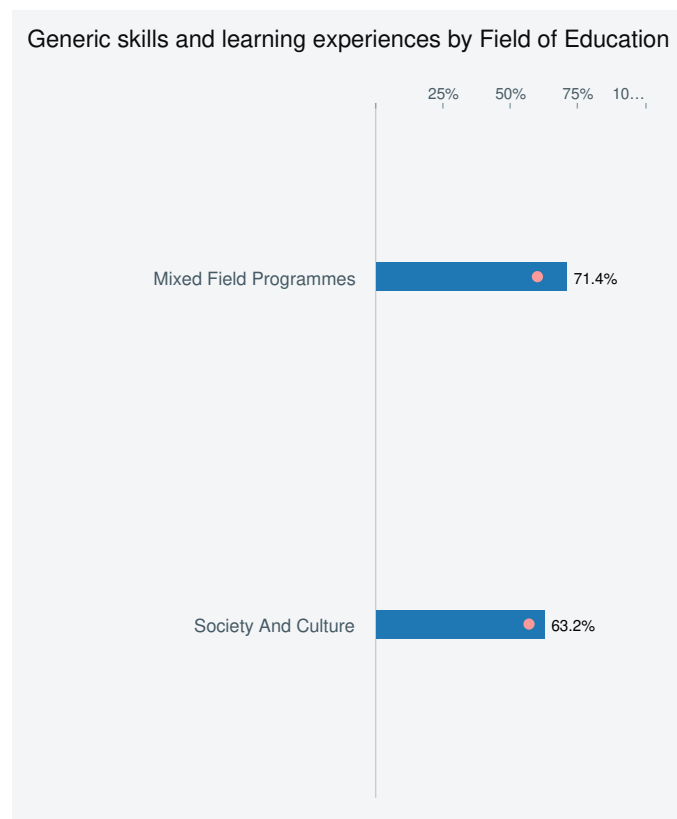
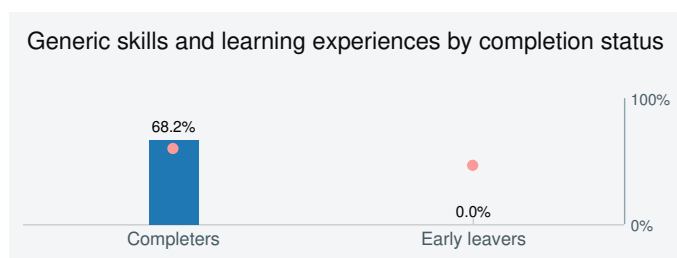
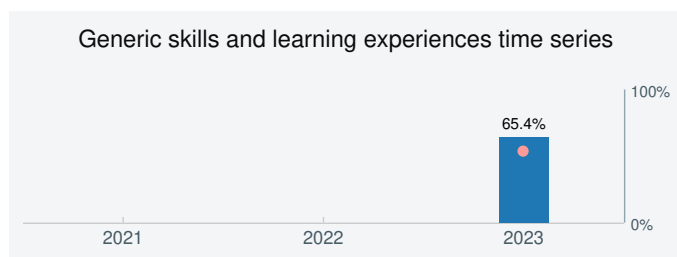
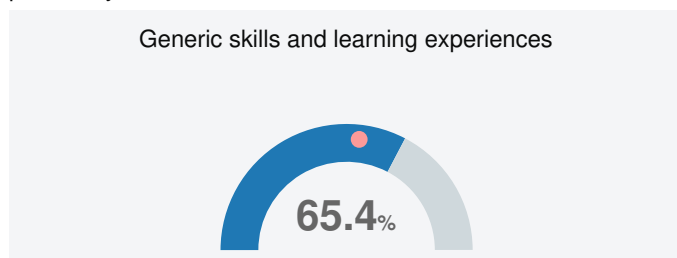
Australian Vietnamese Women's Association Inc ■ 2023 ● 2023 Victorian average ▲ Higher than previous year ▼ Lower than previous year



## Proportion of VET students who were satisfied with generic skills and learning experiences

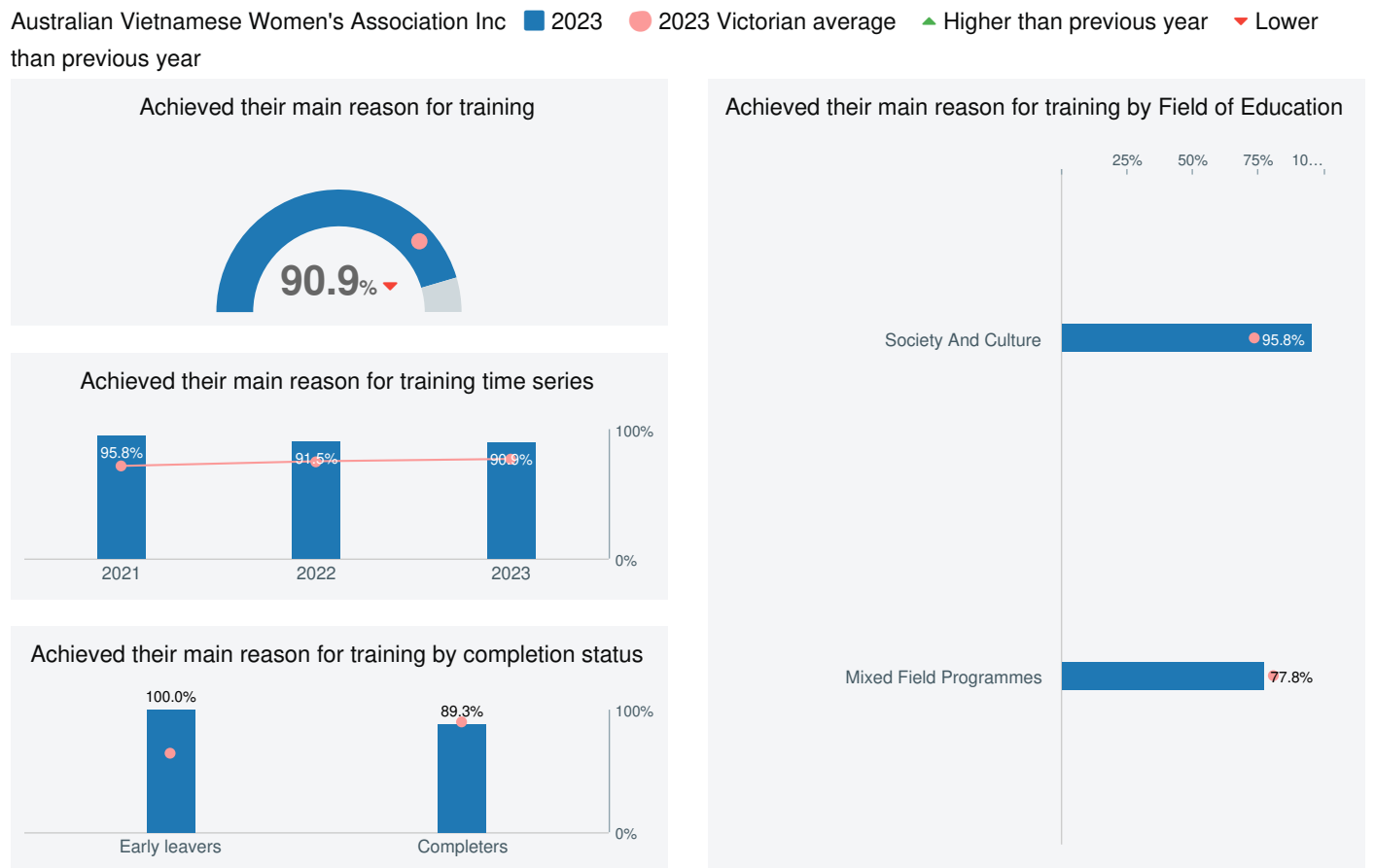
*The methodology used to construct this measure was changed in 2023. Consequently, results for prior years are not comparable and have not been included in the 2023 release of VETStat.*

Australian Vietnamese Women's Association Inc ■ 2023 ● 2023 Victorian average ▲ Higher than previous year ▼ Lower than previous year

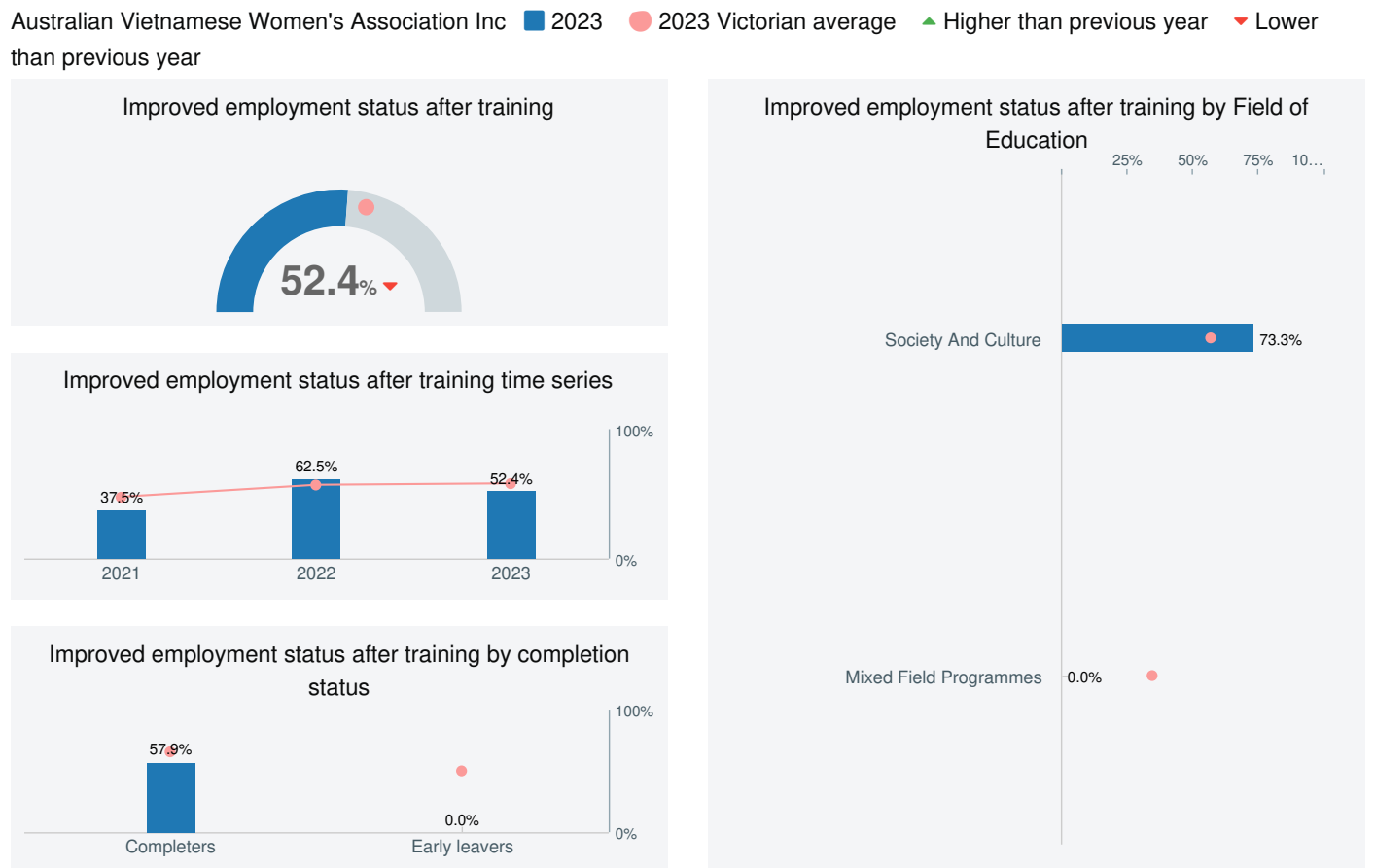


# Student outcomes

## Proportion of VET students who achieved their main reason for training



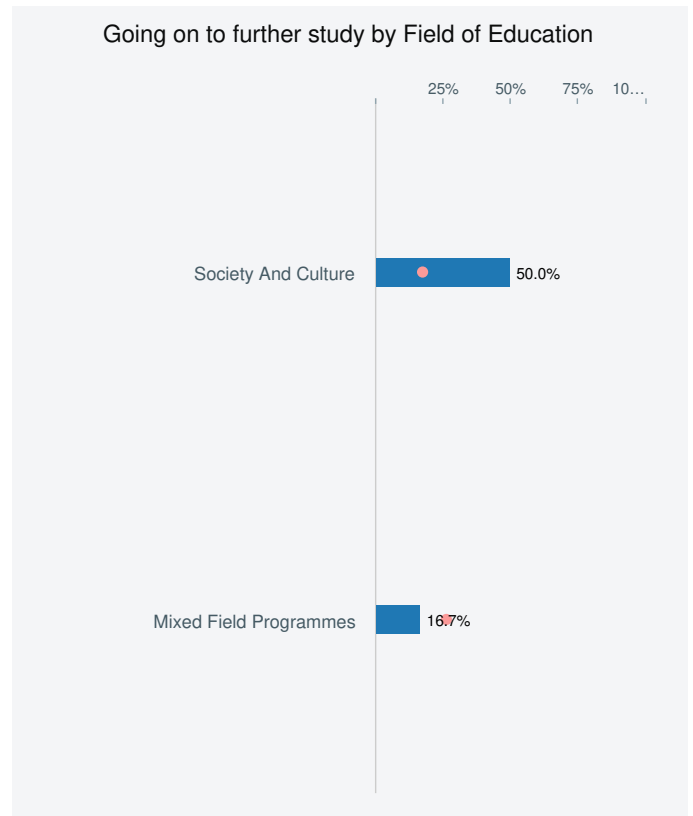
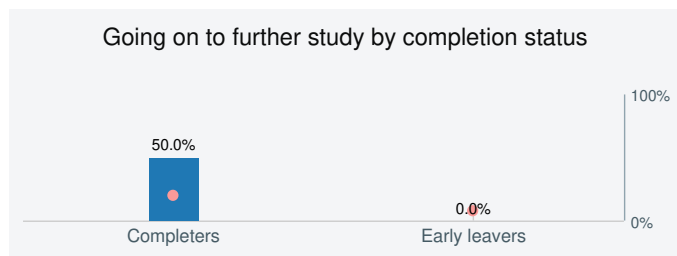
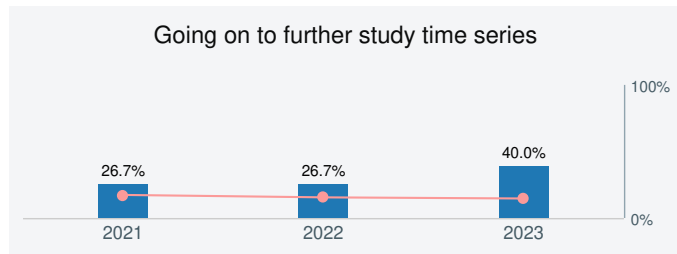
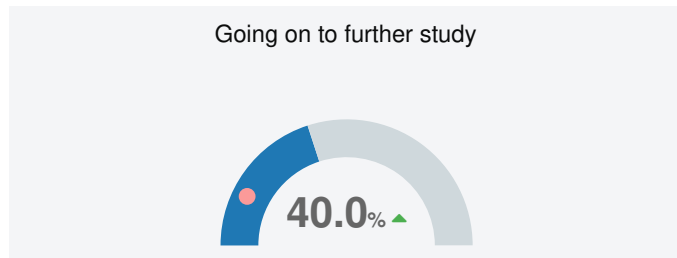
## Proportion of VET students with an improved employment status after training





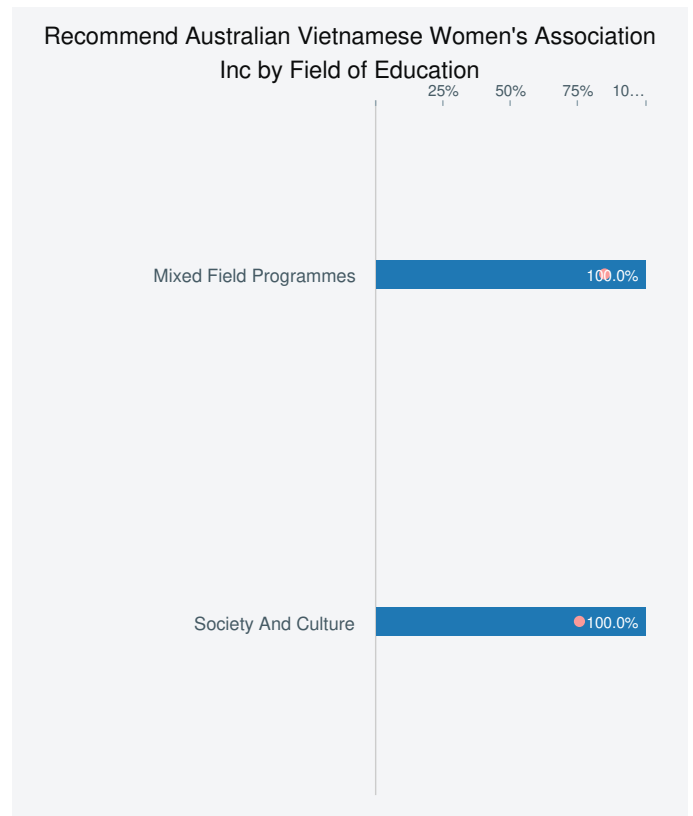
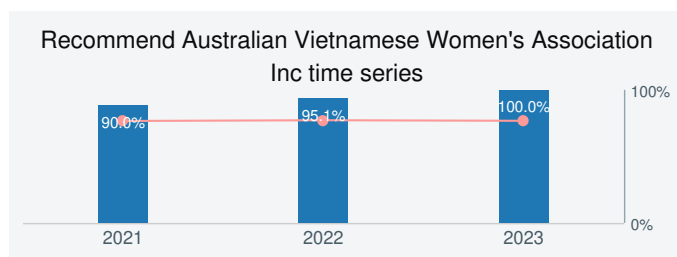
## Proportion of VET students who went on to further study at a higher level than their completed training

Australian Vietnamese Women's Association Inc ■ 2023 ● 2023 Victorian average ▲ Higher than previous year ▼ Lower than previous year



## Proportion of VET students who would recommend Australian Vietnamese Women's Association Inc

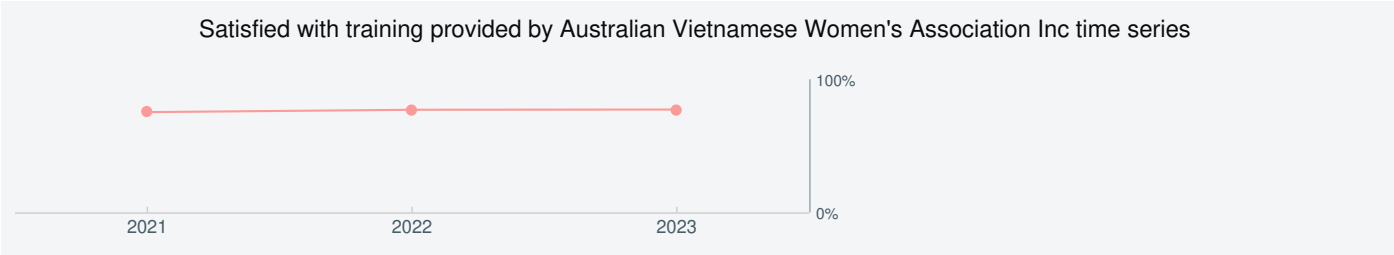
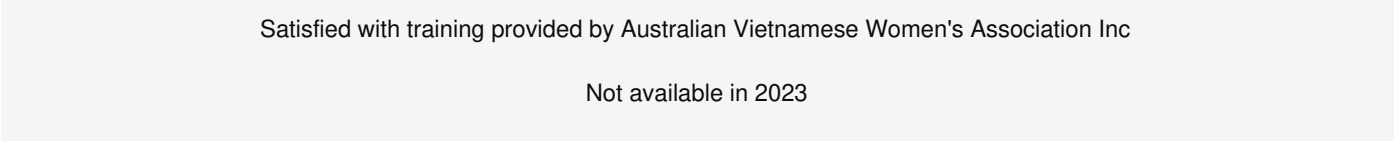
Australian Vietnamese Women's Association Inc ■ 2023 ● 2023 Victorian average ▲ Higher than previous year ▼ Lower than previous year



# Employer feedback

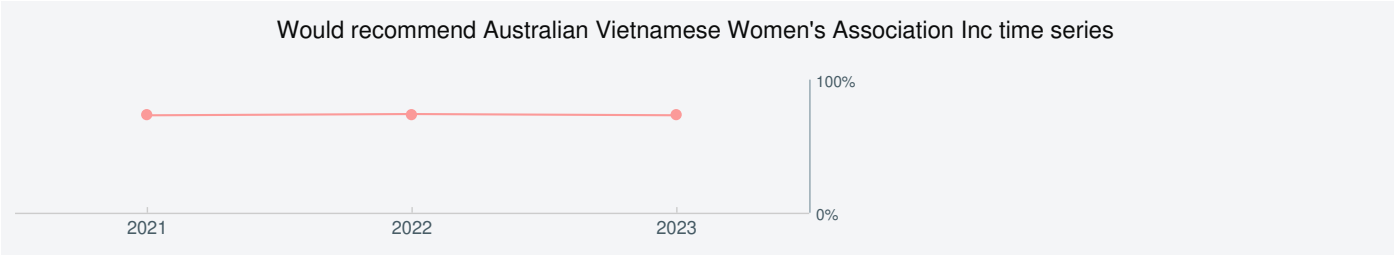
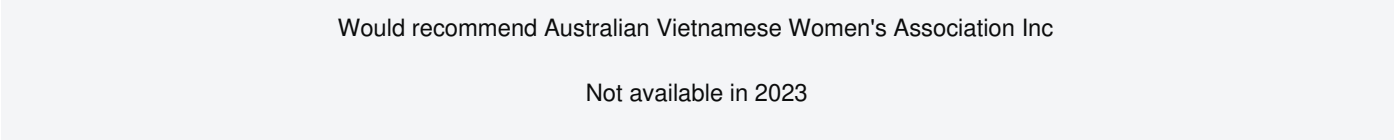
## Proportion of employers who were satisfied with training provided by Australian Vietnamese Women's Association Inc

Australian Vietnamese Women's Association Inc 2023 2023 Victorian average Higher than previous year Lower than previous year



## Proportion of employers who would recommend Australian Vietnamese Women's Association Inc

Australian Vietnamese Women's Association Inc 2023 2023 Victorian average Higher than previous year Lower than previous year



## Proportion of employers who reported improvement in the technical/job specific skills of their apprentices and trainees

This measure is based on the proportion of employers who reported that they were “Highly Satisfied” or “Satisfied” that the RTO contributed to an improvement in their apprentice(s)/trainee(s)’ technical/job specific skills. The methodology used to construct this measure was changed in 2022. To allow for comparison, the historical time-series have been revised to be consistent with the 2022 methodology. Consequently, the numbers for 2021 are different to those reported previously.

Australian Vietnamese Women's Association Inc 2023 2023 Victorian average Higher than previous year Lower than previous year

